

monomeric species $[\text{LMn}(\text{OH}_2)_3]^{2+}$. Rapid oxidation of this monomer to a LMn^{III} species can then be achieved by the O_2 present in solution. When the same reaction was carried out in a solution containing chloride ions (0.5 M) at pH 3, under otherwise identical conditions, 100% O_2 was released. The spectrum of the resulting solution is very similar to that of $\text{LMn}^{\text{III}}\text{Cl}_3$.¹³ Thus the above disproportionation reaction does not occur. This result may have interesting implications on the functional role of Cl^- in PS II.

Presently we are studying the mechanism of formation and decomposition and the reactivity of **1** in detail.

Acknowledgment. We are grateful to the Deutsche Forschungsgemeinschaft and the Fonds der Chemischen Industrie for financial support of this research.

Supplementary Material Available: Tables of complete crystallographic data, atom coordinates, calculated positions of H atoms, and anisotropic thermal parameters for $[\text{L}_2\text{Mn}_2(\mu\text{-O})_2(\mu\text{-O}_2)](\text{ClO}_4)_2$ (6 pages); listing of observed and calculated structure factors (6 pages). Ordering information is given on any current masthead page.

Diazotization of 1-Aminocyclopropanecarboxylic Acid. Solution Chemistry of Oxaspiropentanone

Michael C. Pirrung*¹ and William L. Brown

Department of Chemistry, Stanford University
Stanford, California 94305

Department of Chemistry, Duke University
Durham, North Carolina 27706

Received May 3, 1990

Revised Manuscript Received June 8, 1990

The retention of stereochemistry in the nitrosative deamination of α -amino acids is explained by the intermediate formation of α -lactones.² Neighboring-group participation occurs with inversion of stereochemistry, followed by nucleophilic α -alkyl C-O bond cleavage. The strain of α -lactones makes them intrinsically reactive; they are generally unstable, undergoing polymerization at temperatures above -100°C in a process explainable via zwitterionic no-bond resonance forms.³ Theoretical studies suggest, though, that such zwitterions are chimeric.⁴

The reactivity of α -lactones is influenced by steric and by electronic factors. The behavior of tertiary α -amino acids under diazotization conditions is consistent with an increased zwitterionic character of the α -lactone; some racemization and carbonium ion rearrangements are observed.⁵ On the other hand, di-*tert*-butylacetolactone persists at -60°C ,⁶ bis(trifluoromethyl)acetolactone is stable in solution or the gas phase,⁷ and a hindered perfluoroacetolactone is isolable.⁸ It may be considered that oxaspiropentanone (**1**) would be stabilized by decreased contribution of the no-bond resonance form **2** due to the high energy of a cyclopropyl carbocation (eq 1). Alternatively, the combined strain of two three-membered rings might confer decreased stability. A number of α -lactones, including **1**, have been accessible for study by matrix isolation at 77 K,⁹ but no solution chemistry

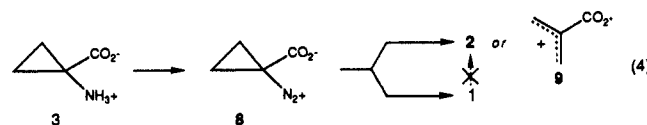
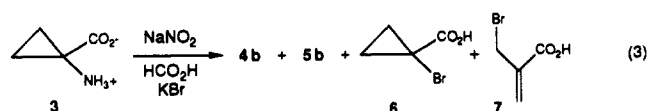
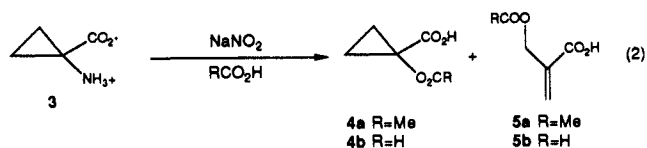
Table I

[ACC], mM	[KBr], mM	4b:6	5b:7	(4b + 6):(5b + 7)
180	0 (0 equiv)	100:0	100:0	86:14
135	135 (1 equiv)	93:7	>99:1	86:14
145	435 (3 equiv)	92:8	>99:1	86:14
125	635 (5 equiv)	89:11	83:17	86:14
140	995 (7 equiv)	71:29	71:29	87:13
260	sat (10 equiv)	58:42	67:33	87:13

of **1** is known. This communication reports the first evidence for the existence of **1** in solution and its participation in synthetic transformations.



Standard conditions for diazotization¹⁰ (1 equiv of sodium nitrite, glacial acetic acid) were applied to 1-aminocyclopropanecarboxylic acid (ACC, eq 2). The major product, isolated in 60% yield, is 1-acetoxycyclopropanecarboxylic acid (**4a**).¹¹ (Hydroxymethyl)acrylic acid derivative **5a** is obtained as 3% of the total product. Increasing the solvent polarity (anhydrous formic acid) leads to a greater proportion of ring-opening product **5b** (13%). The hypothesis that the α -lactone is the precursor to both **5** (via **2**) and **4** was tested by a competition study between formate and bromide as nucleophiles (eq 3). As shown herein, it is possible to obtain substitution products with other nucleophiles in solvents of low nucleophilicity. The data in Table I show both ring-opening and substitution products incorporating both nucleophiles. As expected, the proportion of bromides increases with increasing bromide ion concentration, but the proportion of ring-opening products remains constant. Therefore, α -lactone **1** cannot be the common intermediate, and diazonium ion **8** is suggested. Partitioning between the two pathways must be an irreversible, unimolecular, and solvent-dependent process. There must be an intermediate between **8** and substitution products which does not ring-open. Likewise, **2** may not be involved in substitution. These requirements are met by eq 4. It is not possible on the basis of these data to determine whether loss of nitrogen leads to **2** or directly to the allyl cation **9**.



Stereochemical studies also support oxaspiropentanone **1** as the intermediate in the substitution reaction. Both (*1R**,*2S**)- and (*1R**,*2R**)-2-ethyl-1-aminocyclopropanecarboxylic acid are available from a previous study.¹² When treated under the above

(9) Chapman, O. L.; Wojtkowski, P. W.; Adam, W.; Rodriguez, O.; Rucktaschel, R. *J. Am. Chem. Soc.* **1972**, *94*, 1365.

(10) Kobayashi, M.; Koga, K.; Yamada, S. *Chem. Pharm. Bull.* **1972**, *20*, 1898.

(11) After acetylation of the crude reaction mixture. Omitting this step reduces the yield to 42%, presumably because the extremely water soluble 1-hydroxycyclopropanecarboxylic acid is also produced by competitive nucleophilic trapping with water. Including sodium acetate (10 equiv) in the diazotization reaction similarly increases the yield to 50%.

* Address correspondence to Department of Chemistry, Duke University, Durham, NC 27706.

(1) Presidential Young Investigator, 1985-1990. Research Fellow of the Alfred P. Sloan Foundation, 1985-1989.

(2) Brewster, P.; Hiron, F.; Hughes, E. D.; Ingold, C. K.; Rao, P. A. D. *S. Nature* **1950**, *166*, 179.

(3) Adam, W.; Rucktaschel, R. *J. Org. Chem.* **1978**, *43*, 3886. Kemp, K. C.; Metzger, D. *J. Org. Chem.* **1968**, *33*, 4165.

(4) Antolovic, D.; Shiner, V. J.; Davidson, E. R. *J. Am. Chem. Soc.* **1988**, *110*, 1375.

(5) Fischer, E.; von Gravenitz, R. *Justus Liebigs Ann. Chem.* **1914**, *406*, 1.

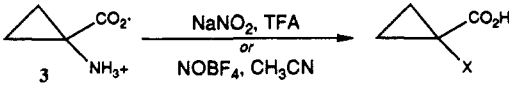
(6) Fischer, D.; Weichbold, O. *Ber. Dtsch. Chem. Ges.* **1908**, *41*, 1286. McKenzie, A.; Clough, G. W. *J. Chem. Soc.* **1909**, *95*, 777.

(7) Wheland, R.; Bartlett, P. D. *J. Am. Chem. Soc.* **1970**, *92*, 6057.

(8) Adam, W.; Liu, J.-C.; Rodriguez, O. *J. Org. Chem.* **1973**, *38*, 2269.

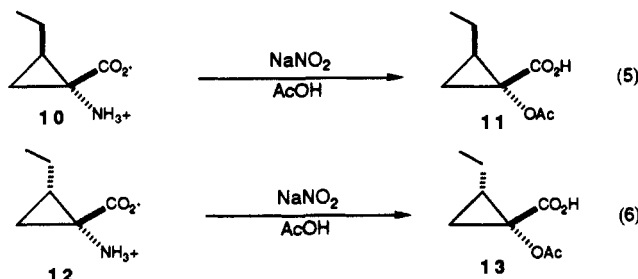
(9) Coe, P. L.; Sellars, A.; Tatlow, J. C.; Whittaker, G.; Fielding, H. C. *J. Chem. Soc., Chem. Commun.* **1982**, 362.

Table II



compd	nucleophile	yield, %
6	LiBr	73
14	KCl	75
15	EtOH	65
16	CH ₃ COSH	60
17	KCN	64
18	CH ₂ =CHCH ₂ Si(CH ₃) ₃	30

diazotization conditions, each produces a different diastereomeric acetoxy acid (75 and 78%, eqs 5 and 6). That these processes proceed with overall *retention* of stereochemistry was established by comparison with an authentic sample of **13** prepared by literature methods.¹³



The reactions of **1** in trifluoroacetic acid with other nucleophiles were examined. This solvent change eliminates competing nucleophilic trapping. Substitution can also be effected in acetonitrile with nitrosonium tetrafluoroborate¹⁴ as the diazotizing agent. As summarized in Table II, halide, sulfur, and even carbon nucleophiles (allyltrimethylsilane, cyanide) provide substitution products in respectable yields. For comparison with bis(trifluoromethyl)acetolactone, the only α -lactone that reacts with ethanol via acyl-C-O cleavage (presumably due to decreased polarization of the alkyl-C-O bond), diazotization of **3** was conducted in the presence of ethanol. The exclusive formation of the α -alkoxy acid was observed.

Both kinetic and stereochemical studies imply the generation of oxaspiropentane **1** in the deamination of ACC.¹⁵ The reactivity of **1** with ethanol suggests greater α -alkyl-C-O bond polarization compared with bis(trifluoromethyl)acetolactone. Evidence from this reaction that **8** is the common intermediate and that ring-opening products cannot be derived from the α -lactone suggests that the rearrangements and racemization observed on diazotization of tertiary amino acids may be occurring

(12) Pirrung, M. C.; McGeehan, G. M. *J. Org. Chem.* **1986**, *51*, 2103.

(13) Salaun, J.; Karkour, B. *Tetrahedron Lett.* **1987**, *28*, 4669. Heine, H.-G.; Wendisch, D. *Justus Liebigs Ann. Chem.* **1976**, 463. Comparison of the ¹³C NMR spectra of the amino acids of known stereochemistry and the corresponding hydroxy acids (Table S1, supplementary material) gives further confidence in the stereochemical assignments. In particular, the observed shielding effect of a *syn*-alkyl group (γ -gauche) on the carboxyl resonance in **10** and **11** validate their structures.

(14) Olah, G. A.; Olah, J. A. *J. Org. Chem.* **1965**, *30*, 2386.

(15) The formation of a "hot" pyramidal carbonium ion **2** (Laali, K.; Olah, G. *Rev. Chem. Intermed.* **1985**, *6*, 237. Kirmse, W.; Schutte, H. *J. Am. Chem. Soc.* **1967**, *89*, 1284) which reacts within a solvent cage or ring-opens was suggested by a reviewer. While solvolyses of cyclopropyl halides (Roberts, J. D.; Chambers, V. C. *J. Am. Chem. Soc.* **1951**, *73*, 5034. DePuy, C. H.; Schnack, L. G.; Hauser, J. W. *J. Am. Chem. Soc.* **1966**, *88*, 3343. Schleyer, P. v. R.; Van Dine, G. W.; Schollkopf, U.; Paust, J. *J. Am. Chem. Soc.* **1966**, *88*, 2868. Hauser, J. W.; Uchic, J. T. *J. Org. Chem.* **1972**, *37*, 4087. Jefford, C. W.; Wojnarowski, W. *Tetrahedron* **1969**, *25*, 2089. Jefford, C. W.; Medary, R. T. *Tetrahedron* **1967**, *23*, 4123) with retention of configuration are known (Ledlie, D. B.; Nelson, E. A. *Tetrahedron Lett.* **1969**, 1175. Ledlie, D. B.; Barber, W.; Switzer, F. *Tetrahedron Lett.* **1977**, 607. Olah, G.; Liang, G.; Ledlie, D. B.; Costopoulos, M. G. *J. Am. Chem. Soc.* **1977**, *99*, 4196 and references therein), they are observed only in those systems that cannot undergo ring opening for geometric reasons (i.e., Bredt's rule violations). The data preclude a single intermediate such as **2** (or **1**) which can ring-open or react with external nucleophiles.

not through opening of their α -lactones but via the diazonium ions.

These transformations provide ready access to substituted cyclopropanecarboxylic acid derivatives that are otherwise difficult to obtain, particularly because the enolate chemistry of cyclopropanecarboxylic acid is extremely limited.¹⁶ Oxaspiropentane is thus an umpolung synthon for **2**.¹⁷

Acknowledgment. Financial support from the National Institutes of Health (GM 38226) is gratefully acknowledged. NMR spectra were obtained on an instrument provided by NSF equipment grant CHE 84-14329. Mass spectra were obtained at the UCSF Bio-Organic, Bio-Medical Mass Spectrometry Resource, A. L. Burlingame, Director, supported by NIH Grant RR01614.

Supplementary Material Available: Experimental procedures for the syntheses of **4a,b**, **6**, **11**, and **13-18** and Table S1 containing spectral data (11 pages). Ordering information is given on any current masthead page.

(16) Haner, D.; Seebach, D. *Chimia* **1985**, *39*, 356.

(17) Seebach, D. *Angew. Chem., Int. Ed. Engl.* **1979**, *18*, 239. Hase, T. *Umpeled Synthons*; Wiley: New York, 1986.

Simple One-Pot Syntheses of Spiroketal and Oxaspirolactones by Addition of γ - and δ -Cerioalkoxides to Lactones and Cyclic Anhydrides

Boguslaw Mudryk, Craig A. Shook, and Theodore Cohen*

Department of Chemistry, University of Pittsburgh
Pittsburgh, Pennsylvania 15260

Received April 23, 1990

We present here a method of preventing the ring opening, leading to double addition, that often occurs when organometallics react with lactones, and the utility of this method is illustrated by novel one-pot syntheses of spiroketals, including two pheromones. Reactions of organolithium compounds or Grignard reagents with lactones are unpredictable, giving products derived from the addition of 1 or 2 equiv of the nucleophile to the carbonyl group.^{1,2} Unsubstituted, saturated lactones tend to undergo double organometallic attack to give diols,^{1,3} whereas polysubstituted lactones are somewhat more prone to monoaddition of organolithium compounds and Grignard reagents.^{4,5} Lithium acetylides are widely employed since they give satisfactory yields of monoaddition products which are important intermediates in the synthesis of natural spiroketals.⁸

(1) Cavicchioli, S.; Savoia, D.; Trombini, C.; Umani-Ronchi, A. *J. Org. Chem.* **1984**, *49*, 1246 and references therein.

(2) Betancourt de Perez, R. M.; Fuentes, L. M.; Larson, G. L.; Barnes, C. L.; Heeg, M. J. *J. Org. Chem.* **1986**, *51*, 2039 and references therein.

(3) Belov, V. N.; Tarnopolskiy, Y. I. *Zh. Org. Khim.* **1965**, *1*, 634. Cohen, N.; Banner, B. L.; Blount, J. F.; Tsai, M.; Saucy, G. *J. Org. Chem.* **1973**, *38*, 3229.

(4) Williams, D. R.; Barner, B. A. *Tetrahedron Lett.* **1983**, *24*, 427. Isobe, M.; Ichikawa, Y.; Masaki, H.; Goto, T. *Ibid.* **1984**, *25*, 3607. Bartlett, P. A.; Holm, K. H.; Morimoto, A. *J. Org. Chem.* **1985**, *50*, 5179. Schow, S. R.; Bloom, J. D.; Thompson, A. S.; Winzenberg, K. N.; Smith, A. B., III. *J. Am. Chem. Soc.* **1986**, *108*, 2662. Tobia, D.; Baranski, J.; Rickborn, B. *J. Org. Chem.* **1989**, *54*, 4253.

(5) Lithium enolates of esters⁶ and 1,3-diketones,⁷ which were found to efficiently yield monoaddition products with δ -valerolactone, represent special cases since the stabilization of the hemiketal via lithium chelation prevents the ring opening.

(6) Duggan, A. J.; Adams, M. A.; Brynes, P. J.; Meinwald, J. *Tetrahedron Lett.* **1978**, 4323.

(7) Attwood, S. V.; Barrett, A. G.; Florent, J.-C. *J. Chem. Soc., Chem. Commun.* **1981**, 556.